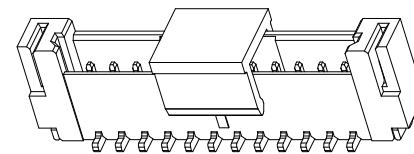
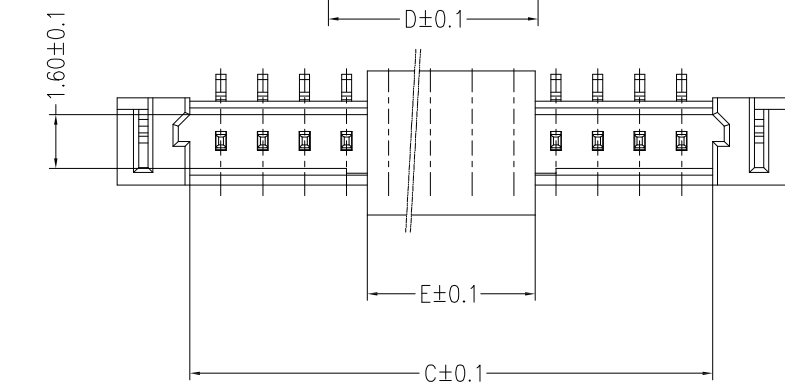
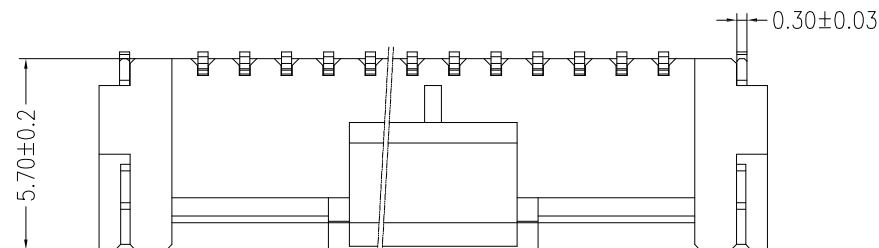
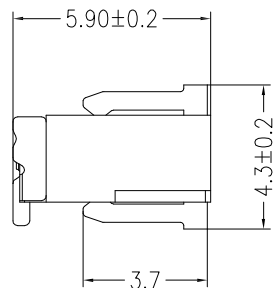
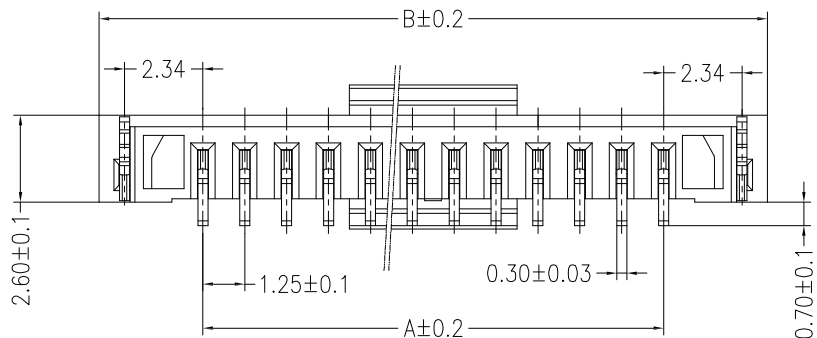


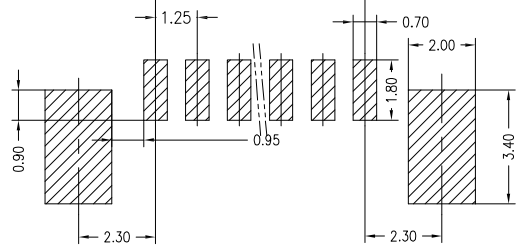
环保物料

主要技术参数 Main Specifications

线 数 (Poles): 02 to 30  
 接触电阻 (Contact resistance):  $\leq 20m\Omega$   
 绝缘电阻 (Insulation resistance):  $\geq 500M\Omega$   
 额定电压 (Rated voltage): 150V AC DC  
 额定电流 (Rated current): 1.0A AC DC  
 耐 电 压 (Withstand Voltage): 500V AC/minute  
 温度范围 (Temperature Range):  $-25^{\circ}C \sim +85^{\circ}C$



PCB LAYOUT



孔位	DIM A	DIM B	DIM C	DIM D	DIM E
2pin	1.25	7.45	3.05	2.50	2.90
3pin	2.50	8.70	4.30	3.00	
4pin	3.75	9.95	5.55	3.75	5.00
5pin	5.00	11.20	6.80	5.00	
6pin	6.25	12.45	8.05		5.00
7pin	7.50	13.70	9.30		
8pin	8.75	14.95	10.55		6.25
9pin	10.00	16.20	11.80		
10pin	11.25	17.45	13.05		6.25
11pin	12.50	18.70	14.30		
12pin	13.75	19.95	15.55		6.25
13pin	15.00	21.20	16.80		
14pin	16.25	22.45	18.05		6.25
15pin	17.50	23.70	19.30		
16pin	18.75	24.95	20.55		6.25
17pin	20.00	26.20	21.80		
18pin	21.25	27.45	23.05		6.25
19pin	22.50	28.70	24.30		
20pin	23.75	29.95	25.55		6.25
21pin	25.00	31.20	26.80		
22pin	26.25	32.45	28.05		6.25
23pin	27.50	33.70	29.30		
24pin	28.75	34.95	30.55		6.25
25pin	30.00	36.20	31.80		
26pin	31.25	37.45	33.05		6.25
27pin	32.50	38.70	34.30		
28pin	33.75	39.95	35.55		6.25
29pin	35.00	41.20	36.80		
30pin	36.25	42.45	38.05		6.25

D	CAP	1 PCS	LCP	UL 94V-0, COLOR:BEIGE
C	SOLDER TAB	2 PCS	PhosphorBronze	MATTE Sn-plated
B	CONTACT	2~30 PCS	PhosphorBronze	MATTE Sn-plated
A	HOUSING	1 PCS	LCP	UL 94V-0, COLOR:BEIGE
ITEM	COMPONENT	Q'TY	MATERIAL	FINISH



GENERAL TOLERANCES

SCALE: 1:1	
LINEAR	ANGLES
0.0±0.35	X° REF±6°
0.00±0.25	X° ±3°
0.000±0.15	X° X'±2°

SCALE: 1:1	NAME	DATE
APPROVED	黎腾	2017.06.16
DESIGNER	肖坤权	2017.06.16
DRAWN	旷淇	2017.06.16



PART. NO: 21255AWV

DWG. NO:

TITLE: 1.25mmPITCH 180° WAFER SMT TYPE

REV: A0 SHEET: 1/1

REV.	REVISION RECORD	DATE	UNIT: MM	SIZE: A4
A0	新图面发行	2017.06.16	MM	A4