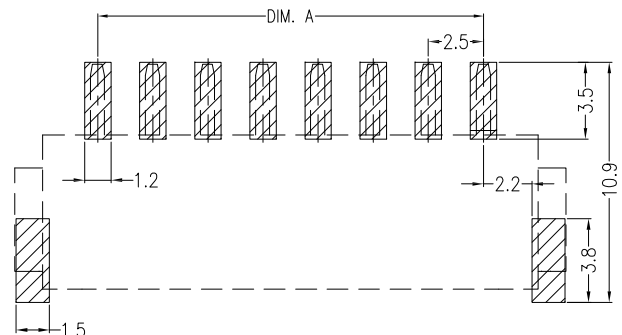
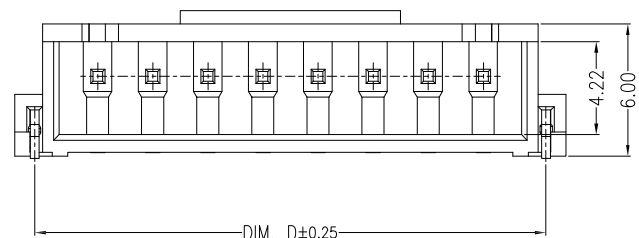
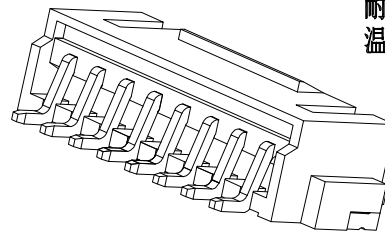
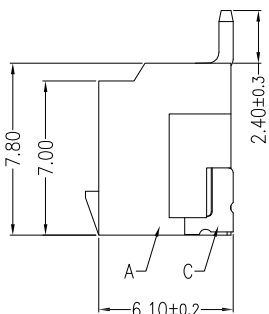
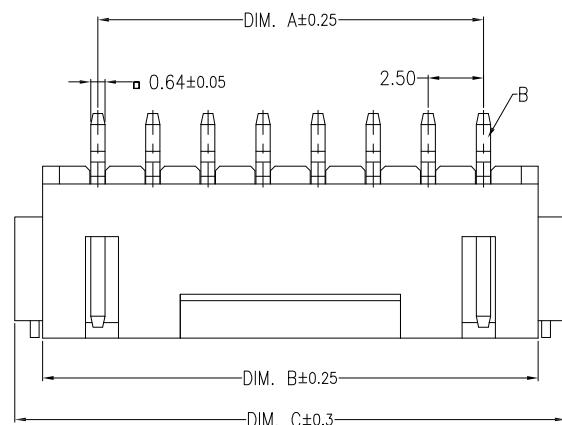


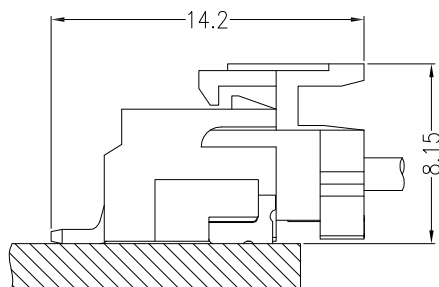
环保物料

主要技术参数 Main Specifications

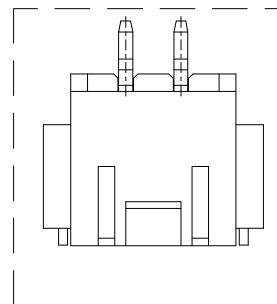
线 数 (Poles): 02 to 16  
 接触电阻 (Contact resistance):  $\leq 20m\Omega$   
 绝缘电阻 (Insulation resistance):  $\geq 1000M\Omega$   
 额定电压 (Rated voltage): 250V AC DC  
 额定电流 (Rated current): 3.0A AC DC  
 耐 电压 (Withstand Voltage): 1000V AC/minute  
 温度范围 (Temperature Range) :  $-25^{\circ}C \sim +105^{\circ}C$



SUGGESTED PCB LAYOUT



Assembly Layout



Circuit	Dimensions (mm)			
	DIM. A	DIM. B	DIM. C	DIM. D
02	2.50	7.50	10.00	8.20
03	5.00	10.00	12.50	10.70
04	7.50	12.50	15.00	13.20
05	10.00	15.00	17.50	15.70
06	12.50	17.50	20.00	18.20
07	15.00	20.00	22.50	20.70
08	17.50	22.50	25.00	23.20
09	20.00	25.00	27.50	25.70
10	22.50	27.50	30.00	28.20
11	25.00	30.00	32.50	30.70
12	27.50	32.50	35.00	33.20
13	30.00	35.00	37.50	35.70
14	32.50	37.50	40.00	38.20
15	35.00	40.00	42.50	40.70
16	37.50	42.50	45.00	43.20

ITEM	COMPONENT	Q'TY	MATERIAL	FINISH
C	SOLDER TAB	2 PCS	Brass	Sn-plated
B	CONTACT	2~16 PCS	Brass	Sn-plated
A	PEDESTAL	1 PCS	LCP	UL 94V-0, COLOR:BEIGE

GENERAL TOLERANCES		SCALE:	NAME	DATE	康 导 新 能 源 网址: www.dgonns.com 电话: 0769-85337633 邮箱: 2850176988@qq.com 传真: 0769-85392827	PART. NO: 22502AWR	
LINEAR	ANGLES	1:1	APPROVED	DESIGNER			
0.0 ± 0.35	X° REF ± 6°		黎腾	2017.06.16	TITLE: 2.50mmPITCH 90° WAFER SMT TYPE	DWG. NO:	
0.00 ± 0.25	X° ± 3°		肖坤权	2017.06.16			
0.000 ± 0.15	X° X' ± 2°		旷淇	2017.06.16			
REV.	REVISION RECORD	DATE	UNIT: MM	SIZE: A4		REV: A0	SHEET: 1/1