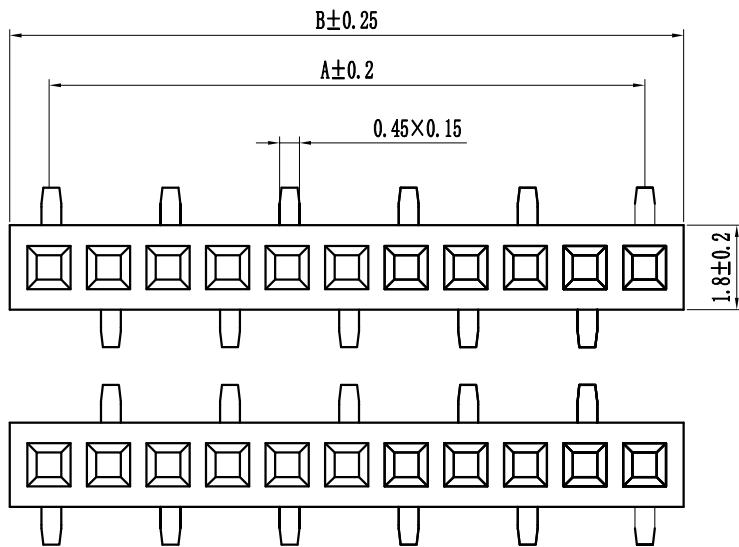


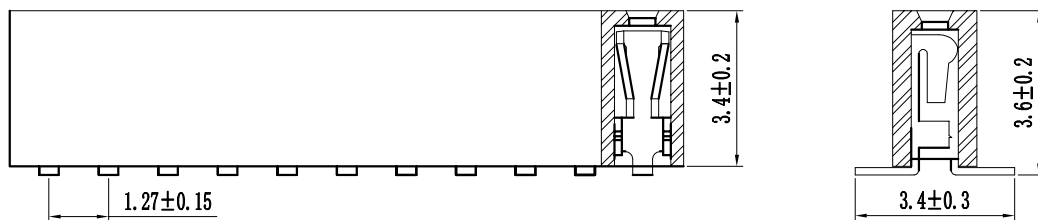
环保物料

Pin数	尺寸A	尺寸B
1x2	1.27	2.94
1x3	2.54	4.21
1x4	3.81	5.48
1x5	5.08	6.75
1x6	6.35	8.02
1x7	7.62	9.29
1x8	8.89	10.56
1x9	10.16	11.83
1x10	11.43	13.10
1x11	12.70	14.37
1x12	13.97	15.64
1x13	15.24	16.91
1x14	16.51	18.18
1x15	17.78	19.45
1x16	19.05	20.72
1x17	20.32	21.99
1x18	21.59	23.26
1x19	22.86	24.53
1x20	24.13	25.80
1x21	25.40	27.07
1x22	26.67	28.34
1x23	27.94	29.61
1x24	29.21	30.88
1x25	30.48	32.15
1x26	31.75	33.42
1x27	33.02	34.69
1x28	34.29	35.96
1x29	35.56	37.23
1x30	36.83	38.50
1x31	38.10	39.77
1x32	39.37	41.04
1x33	40.64	42.31
1x34	41.91	43.58
1x35	43.18	44.85
1x36	44.45	46.12
1x37	45.72	47.39
1x38	46.99	48.66
1x39	48.26	49.93
1x40	49.53	51.20
1x41	50.80	52.47
1x42	52.07	53.74
1x43	53.34	55.01
1x44	54.61	56.28
1x45	55.88	57.55
1x46	57.15	58.82
1x47	58.42	60.09
1x48	59.69	61.36
1x49	60.96	62.63
1x50	62.23	63.90

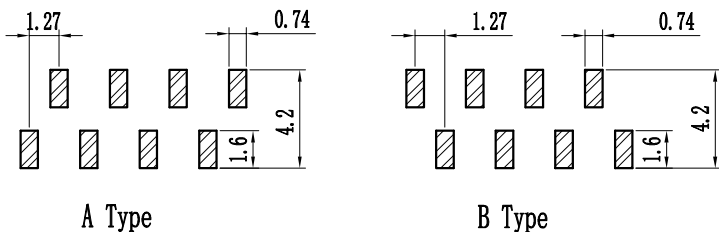


B Type

A Type



PCB LAYOUT



A Type

B Type

Specification:

Current Rating : 1AMP

Temperature Range : -40°Cto+105°C

Contact Resistance : 20mΩ Max

Insulation Resistance : 1000MΩ Min

Withstanding Voltage : AC 500V

Material:

Insulator : Polyester (UL94V-0)

Standard:PA6T/LCP

Contact: Bronze

Plating : Au or Sn Over 50u" Ni

F 12 9S-XXX X X-XX-X-XXX
① ② ③ ④ ⑤ ⑥ ⑦ ⑧ ⑨

① Series No: P=Pin Header F=Female Header B=Box Header E=Ejector Header	② Pitch: 08=0.80 10=1.00 12=1.27 20=2.00	③ Tail/Mounting Style: 9D=Right Angle DIP Type 9S=Straight SMT Type 0D=Straight DIP Type 0S=Horizontal SMT Type	④ No. of Pins: Single Row 101=1*1Pin 102=1*2Pin 140=1*40pin	⑤ Insulator Color: A:Black B:Brown C:Red D:Orange E:Yellow F:Green G:Blue H:Violet J:Gray K:White P:Light Blue
⑥ Material Type: A-PBT B-PA46 C-PA6T D-PA6T E-LCP	⑦ Plating Type: 0*-Sn-Au 1*-Ni 2*-Sn 3*-Matte-Tin 5*-Au 0A-Sn-Au 1u" 0F-Sn-Au 10u" 5A-Au 1u" 0B-Sn-Au 2u" 0G-Sn-Au 15u" 5B-Au 2u" 0C-Sn-Au 3u" 0H-Sn-Au 30u" 5C-Au 3u" 0D-Sn-Au 4u" 0I-Sn-Au 40u" 5D-Au 4u" 0E-Sn-Au 5u" 0J-Sn-Au 50u" 5J-Au 50u"	⑧ RoHS Request: 0:No Request 1:RoHS 2:HF (Halogen Free)	⑨ Customer Code	

GENERAL TOLERANCES		SCALE:	NAME	DATE
LINEAR	ANGLES	1:1	黎腾	2017.06.16
0.00±0.25	X° REF±6°	APPROVED	肖坤权	2017.06.16
0.00±0.15	X° ±3°	DESIGNER	旷淇	2017.06.16
0.000±0.08	X° X'±2°	DRAWN		



PART. NO:	KDFH-0030
DWG. NO:	ENDE1030
REV:	AO
SHEET:	1/1