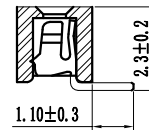
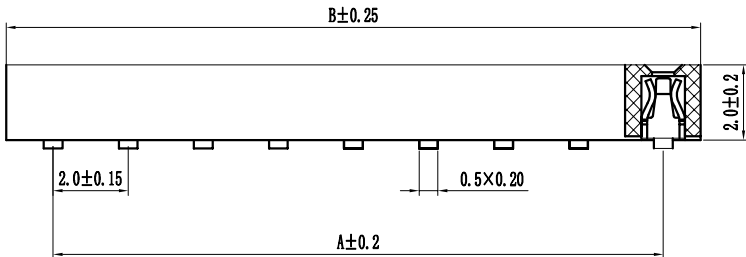
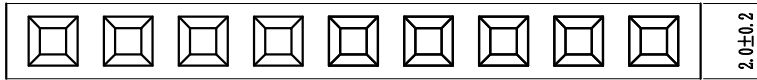



环保物料

Pin数	尺寸A	尺寸B
1X2	2.0	4.5
1X3	4.0	6.5
1X4	6.0	8.5
1X5	8.0	10.5
1X6	10.0	12.5
1X7	12.0	14.5
1X8	14.0	16.5
1X9	16.0	18.5
1X10	18.0	20.5
1X11	20.0	22.5
1X12	22.0	24.5
1X13	24.0	26.5
1X14	26.0	28.5
1X15	28.0	30.5
1X16	30.0	32.5
1X17	32.0	34.5
1X18	34.0	36.5
1X19	36.0	38.5
1X20	38.0	40.5
1X21	40.0	42.5
1X22	42.0	44.5
1X23	44.0	46.5
1X24	46.0	48.5
1X25	48.0	50.5
1X26	50.0	52.5
1X27	52.0	54.5
1X28	54.0	56.5
1X29	56.0	58.5
1X30	58.0	60.5
1X31	60.0	62.5
1X32	62.0	64.5
1X33	64.0	66.5
1X34	66.0	68.5
1X35	68.0	70.5
1X36	70.0	72.5
1X37	72.0	74.5
1X38	74.0	76.5
1X39	76.0	78.5
1X40	78.0	80.5



Specification:
 Current Rating : 2AMP
 Temperature Range : -40°Cto+105°C
 Contact Resistance : 20mΩ Max
 Insulation Resistance : 1000MΩ Min
 Withstanding Voltage : AC 500V
 Material:
 Insulator : Polyester (UL94V-0)
 Standard:PBT/PA6T/LCP
 Contact: Bronze
 Plating : Au or Sn Over 50u" Ni



F 20 9D-XXX X X -XX-X-XXX
 ① ② ③ ④ ⑤ ⑥ ⑦ ⑧ ⑨

① Series No: P=Pin Header F=Female Header B=Box Header E=Ejector Header	② Pitch: 08=0.80 10=1.00 12=1.27 20=2.00 25=2.54 39=3.96 50=5.08	③ TailMounting Style: 9D=Right Angle DIP Type 9S=Straight SMT Type 0D=Straight DIP Type 0S=Horizontal SMT Type	④ No. of Pins: Single Row Double Row 101=1*1Pin 201=2*1Pin 102=1*2Pin 202=2*2Pin 140=1*40pin 240=2*40pin	⑤ Insulator Color: A:Black B:Brown C:Red D:Orange E:Yellow F:Green G:Blue H:Violet J:Gray K:White P:Light Blue
⑥ Material Type: A-PBT B-PA46 C-PA6T D-PA6T E-LCP	⑦ Plating Type: 0*-Sn-Au 1*-Ni 2*-Sn 3*-Matte-Tin 5*-Au 0A-Sn-Au 1u" 0F-Sn-Au 10u" 5A-Au 1u" 0B-Sn-Au 2u" 0G-Sn-Au 15u" 5B-Au 2u" 0C-Sn-Au 3u" 0H-Sn-Au 30u" 5C-Au 3u" 0D-Sn-Au 4u" 0I-Sn-Au 40u" " 0E-Sn-Au 5u" 0J-Sn-Au 50u" 5J-Au 50u"	⑧ RoHS Request: 0:No Request 1:RoHS 2:HF (Halogen Free)	⑨ Customer Code	

REV.	REVISION RECORD	DATE	UNIT: MM	GENERAL TOLERANCES		SCALE: 1:1	NAME	DATE
				LINEAR	ANGLES			
				0.00±0.15	X° REF±6°	APPROVED	黎腾	2017.06.16
				0.00±0.15	X° ±3°	DESIGNER	肖坤权	2017.06.16
				0.000±0.08	X° X'±2°	DRAWN	旷淇	2017.06.16



PART. NO: KDFH-0066
DWG. NO: ENDE1066
REV: AO SHEET: 1/1