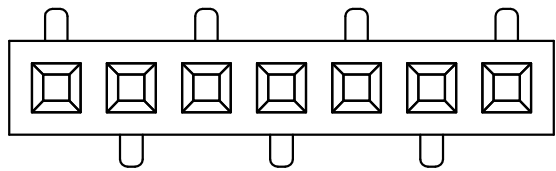
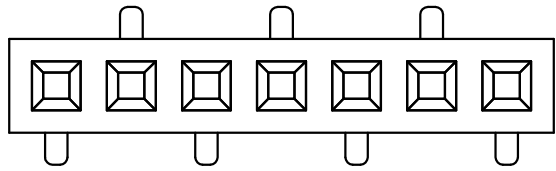


环保物料

Pin数	尺寸A	尺寸B
1X2	2.0	4.5
1X3	4.0	6.5
1X4	6.0	8.5
1X5	8.0	10.5
1X6	10.0	12.5
1X7	12.0	14.5
1X8	14.0	16.5
1X9	16.0	18.5
1X10	18.0	20.5
1X11	20.0	22.5
1X12	22.0	24.5
1X13	24.0	26.5
1X14	26.0	28.5
1X15	28.0	30.5
1X16	30.0	32.5
1X17	32.0	34.5
1X18	34.0	36.5
1X19	36.0	38.5
1X20	38.0	40.5
1X21	40.0	42.5
1X22	42.0	44.5
1X23	44.0	46.5
1X24	46.0	48.5
1X25	48.0	50.5
1X26	50.0	52.5
1X27	52.0	54.5
1X28	54.0	56.5
1X29	56.0	58.5
1X30	58.0	60.5
1X31	60.0	62.5
1X32	62.0	64.5
1X33	64.0	66.5
1X34	66.0	68.5
1X35	68.0	70.5
1X36	70.0	72.5
1X37	72.0	74.5
1X38	74.0	76.5
1X39	76.0	78.5
1X40	78.0	80.5

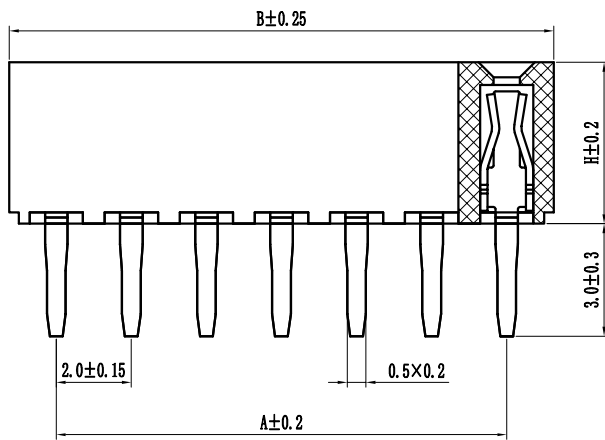


Type 1

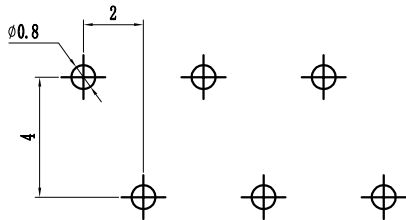
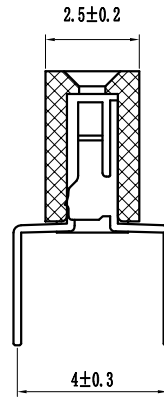


Type 2

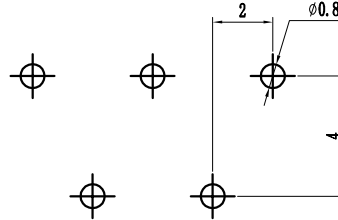
H
4.0
4.3
4.6



PCB LAYOUT



Type 1



Type 2

Specification:
 Current Rating : 2AMP
 Temperature Range : -40°Cto+105°C
 Contact Resistance : 20mΩ Max
 Insulation Resistance : 1000MΩ Min
 Withstanding Voltage : AC 500V
 Material:
 Insulator : Polyester (UL94V-0)
 Standard:PBT/PA6T/LCP
 Contact: Bronze
 Plating : Au or Sn Over 50u" Ni

F 20 0D-XXX X X -XX-X-XXX
 ① ② ③ ④ ⑤ ⑥ ⑦ ⑧ ⑨

① Series No:	② Pitch:	③ TailMounting Style:	④ No. of Pins:	⑤ Insulator Color:
P=Pin Header	08=0.80	9D=Right Angle DIP Type	Single Row Double Row	A:Black B:Brown C:Red
F=Female Header	10=1.00	9S=Straight SMT Type	101=1*1Pin 201=2*1Pin	D:Orange E:Yellow F:Green
B=Box Header	12=1.27	0D=Straight DIP Type	102=1*2Pin 202=2*2Pin	G:Blue H:Violet J:Gray
E=Ejector Header	20=2.00	0S=Horizontal SMT Type	! ! ! !	K:White P:Light Blue
	25=2.54		140=1*40pin 240=2*40pin	
	39=3.96			
	50=5.08			
⑥ Material Type:	⑦ Plating Type:	⑧ RoHS Request:	⑨ Customer Code	
A-PBT	0*-Sn-Au 1*-Ni 2*-Sn 3*-Matte-Tin 5*-Au	0:No Request		
B-PA46	0A-Sn-Au 1u" 0F-Sn-Au 10u" 5A-Au 1u"	1:RoHS		
C-PA6T	0B-Sn-Au 2u" 0G-Sn-Au 15u" 5B-Au 2u"	2:HF (Halogen Free)		
D-PA9T	0C-Sn-Au 3u" 0H-Sn-Au 30u" 5C-Au 3u"			
E-LCP	0D-Sn-Au 4u" 0I-Sn-Au 40u" !			
	0E-Sn-Au 5u" 0J-Sn-Au 50u" 5J-Au 50u"			

REV.	REVISION RECORD	DATE	UNIT: MM	GENERAL TOLERANCES		SCALE: 1:1	NAME	DATE
				LINEAR	ANGLES			
				0.00±0.15	X° REF±6°	APPROVED	黎腾	2017.06.16
				0.00±0.08	X° X'±2°	DESIGNER	肖坤权	2017.06.16
						DRAWN	旷洪	2017.06.16



PART. NO:	KDFH-0078
DWG. NO:	ENDE1078
REV:	AO
SHEET:	1/1