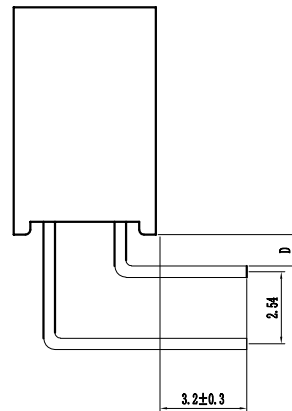
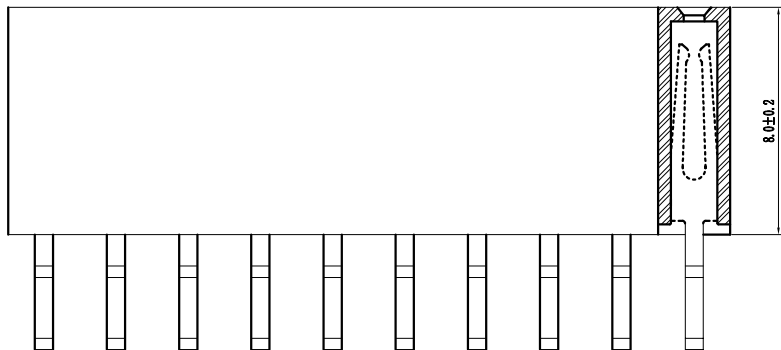
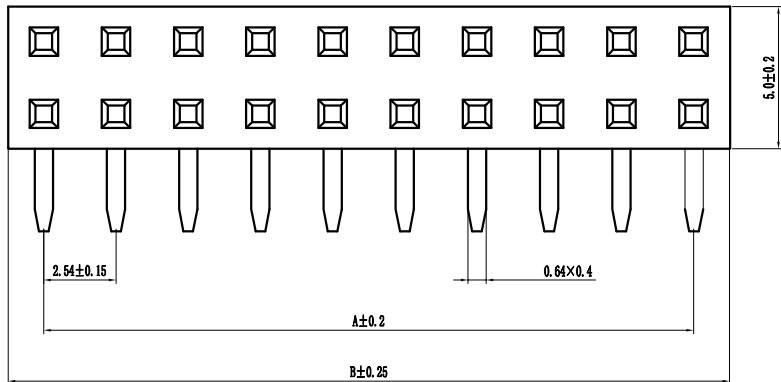


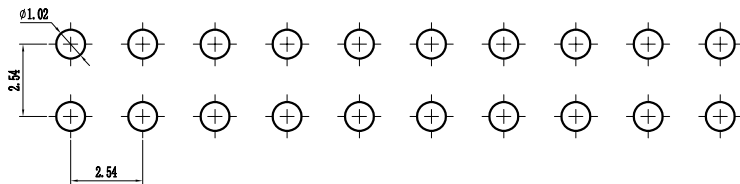
环保物料

Pin数	尺寸A	尺寸B
2×2	2.54	5.58
2×3	5.08	8.12
2×4	7.62	10.66
2×5	10.16	13.20
2×6	12.70	15.74
2×7	15.24	18.28
2×8	17.78	20.82
2×9	20.32	23.36
2×10	22.86	25.90
2×11	25.40	28.44
2×12	27.94	30.98
2×13	30.48	33.52
2×14	33.02	36.06
2×15	35.56	38.60
2×16	38.10	41.14
2×17	40.64	43.68
2×18	43.18	46.22
2×19	45.72	48.76
2×20	48.26	51.30
2×21	50.80	53.84
2×22	53.34	56.38
2×23	55.88	58.92
2×24	58.42	61.46
2×25	60.96	64.00
2×26	63.50	66.54
2×27	66.04	69.08
2×28	68.58	71.62
2×29	71.12	74.16
2×30	73.66	76.70
2×31	76.20	79.24
2×32	78.74	81.78
2×33	81.28	84.32
2×34	83.82	86.86
2×35	86.36	89.40
2×36	88.90	91.94
2×37	91.44	94.48
2×38	93.98	97.02
2×39	96.52	99.56
2×40	99.06	102.10



Specification:
 Current Rating : 3AMP
 Temperature Range : -40℃to+105℃
 Contact Resistance : 20mΩ Max
 Insulation Resistance : 1000MΩ Min
 Withstanding Voltage : AC 1000V
 Material:
 Insulator : Polyester (UL94V-0)
 Standard:PBT/PA6T/LCP
 Contact: Brass
 Plating : Au or Sn Over 50u" Ni

PCB LAYOUT



F 25 9D-XXX X X -XX-X-XXX
 ① ② ③ ④ ⑤ ⑥ ⑦ ⑧ ⑨

① Series No: P=Pin Header F=Female Header B=Box Header E=Ejector Header	② Pitch: 09=0.80 10=1.00 12=1.27 20=2.00	③ Tail/Mounting Style: 9D=Right Angle DIP Type 9S=Straight SMT Type 0D=Straight DIP Type 0S=Horizontal SMT Type	④ No. of Pins: Single Row 101=1*1Pin 102=1*2Pin 140=1*40pin	⑤ Insulator Color: A:Black B:Brown C:Red D:Orange E:Yellow F:Green G:Blue H:Violet J:Gray K:White P:Light Blue
⑥ Material Type: A-PBT B-PA66 C-PA6T D-PA9T E-LCP	⑦ Plating Type: 0*-Sn-Au 1*-Ni 2*-Sn 3*-Matte-Tin 5*-Au 0A-Sn-Au 1u" 0F-Sn-Au 10u" 5A-Au 1u" 0B-Sn-Au 2u" 0C-Sn-Au 15u" 5B-Au 2u" 0C-Sn-Au 3u" 0H-Sn-Au 30u" 5C-Au 3u" 0D-Sn-Au 4u" 0I-Sn-Au 40u" " 0E-Sn-Au 5u" 0J-Sn-Au 50u" 5J-Au 50u"	⑧ RoHS Request: 0:No Request 1:RoHS 2:HF (Halogen Free)	⑨ Customer Code	

REV.	REVISION RECORD	DATE	UNIT: MM	GENERAL TOLERANCES		SCALE: 1:1	NAME	DATE
				LINEAR	ANGLES			
				0.00±0.15	X° REF±6°	APPROVED	黎腾	2017.06.16
				0.00±0.15	X° ±3°	DESIGNER	肖坤权	2017.06.16
				0.000±0.08	X° X'±2°	DRAWN	旷淇	2017.06.16
A0	新图面发行	2017.06.16	UNIT: MM	0.00±0.15	X° ±3°			



PART. NO: KDFH-0165
DWG. NO: ENDE1165
REV: A0 SHEET: 1/1